



Schüco Corona S 150

---

**PVC-U systems**

Windows and doors





















# Schüco product performance certificate

In accordance with DIN EN 14351-1:2016-12

No. KS1007774\_EN-01  
Valid until 01/02/2023

---

<b>System</b>	Schüco Corona S 150
<b>Special features</b>	- / -
<b>Product families</b>	1. Sliding doors type 01
<b>Frame material</b>	PVC-U

Features	Class/value
 Resistance to wind load	Up to C3
 Resistance to snow and permanent loads	Not relevant**
 Reaction to fire	Not relevant**
 Watertightness	Up to 9 A
 Dangerous substances	In accordance with EN14351-1 section 4.6
 Impact resistance	npd
 Load-bearing capacity of safety devices	npd
 Height and width	Not relevant**
 Ability to release	Not relevant**
 Sound reduction	npd
 Thermal transmittance	*
 Radiation properties	CE marking for glazing
 Air permeability	Class 3
 Operating forces	Class 1
 Mechanical strength	npd
 Ventilation	*
 Bullet resistance	npd
 Blast resistance	npd
 Mechanical durability test	Class 3
 Behaviour between different climates	npd
 Burglar resistance	RC2

## PVC-U systems

Windows and doors

Schüco product performance certificate  
In accordance with DIN EN 14351-1:2016-12

No. KS1007774\_EN-01

Valid until 01/02/2023

## Basic principles

EN 14351-1 (2006-03)

Windows and external doors

The Schüco performance certificate shows the performance characteristics of the systems named with their product families as per the specifications of the product standard.

The national building regulations and contractual arrangements apply to the use of the performance characteristics.

## Publication instructions

The Schüco International KG license conditions and conditions of use shall apply.

\* Project-specific certification – if necessary

\*\* Not mandatory for windows (exterior doors/roof windows only)

\*\*\* Only applies to windows with integrated ventilation devices

\*\*\*\* Certification in accordance with country of destination

Weißenfels, 28/1/2019

p.p.



**M. Herbst**

Spokesman for the Executive Management Board

p.p.



**C. Fischer**

Head of Technology

## 1. Performance matrix in accordance with product standard EN 14351-1

No.	Properties in accordance with EN 14351-1	Product family 1	Product family 2	Product family 3
		 <p>Sliding doors type 01</p>		
4.2	 Resistance to wind load	C3		
4.3	 Resistance to snow and permanent load	Not relevant		
4.4	 Reaction to fire	Not relevant		
4.5	 Watertightness	9A		
4.6	 Dangerous substances	See EN 14351-1 section 4.6		
4.7	 Impact resistance	npd		
4.8	 Load-bearing capacity of safety devices	npd		
4.9	 Height and width (external doors only)	Not relevant		
4.10	 Ability to release (external doors only)	Not relevant		
4.11	 Sound reduction	npd		
4.12	 Thermal transmittance $U_w$ (W/(m <sup>2</sup> K))	$U_w$ values must be calculated based on the standard dimensions 1.23 m x 1.48 m or 1.48 m x 2.18 m or for specific projects.		
4.13	 Radiation properties	Must be provided for each project by means of CE markings for the glazing.		
4.14	 Air permeability	Class 3		
4.16	 Operating forces (with manually operated windows only)	Class 1		
4.17	 Mechanical strength	npd		
4.18	 Ventilation	Project-specific certification		
4.19	 Bullet resistance	npd		
4.20	 Blast resistance	npd		
4.21	 Resistance to repeated opening and closing	Class 3		
4.22	 Behaviour between different climates	npd		
4.23	 Burglar resistance	RC2		

Note 1 npd: no performance determined

Note 2 The numerical data in brackets is for information purposes only.

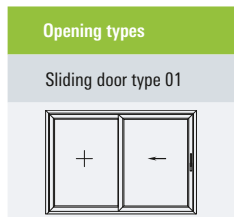
## 2. System features and performance characteristics of the product families

### 2.1 Product family 1








#### 2.1.1 Description of system features for product family 1

<b>Series</b>	<b>Schüco Corona S 150</b>
<b>Variants</b>	<b>Sliding door type 01</b>
<b>Frame material</b>	PVC-U
<b>Profile depth</b>	150 mm / 70 mm
<b>Frame assembly</b>	Outer frame / vent frame mitre-cut and welded
<b>Rebate construction</b>	
Outer frame gasket, outer and inner	Brush seal, butt joined, bonded at the ends
Centre joint	Brush seal square-cut in interlock 24467100
Vent gasket, outside and inside	Brush seal 24461500 square-cut and joined Supplier: Schüco International KG
Rebate drainage	Sliding door type 01 3 slots, 5 mm x 35 mm, in the fixed vent 4 slots, 5 mm x 35 mm, in the sliding vent
Pressure equalisation	2 slots, 5 mm x 40 mm, at the bottom; 2 drill holes, diameter 8 mm, at the top
<b>Fittings</b>	Tested with: Sliding door type 01 ROTO sliding fitting Supplier ROTO Frank AG
<b>Glazing</b>	Multi-pane insulating glass, glass thicknesses from 20 mm to 52 mm
Glazing gasket, outside	Gasket material EPDM, mitre-joined in the vent frame Supplier: Schüco International KG
Glazing gasket, inside	Sealing material, PVC-P, mitre-cut and joined Supplier: Schüco International KG
Pressure equalisation	Sliding door type 01 2 slots, 5 mm x 40 mm, at the bottom; 2 drill holes, diameter 8 mm, at the top

## 2.1.2 Overview of performance characteristics for product family 1



Extract from product standard EN 14351-1		Type, design	Proof (See 3. for details)	Value/class	Area of application
4.2	<b>Resistance to wind load</b>	Lift-and-slide door with a sliding vent and fixed light Unit size: 2800 mm x 2200 mm Vent size: 1392 mm x 2082 mm	Test report 13.00017.2 SKG	C3	Transfer to -100% of the frame width and frame height of the test specimen
4.3	<b>Resistance to snow and permanent load</b>			Not relevant	
4.4	<b>Reaction to fire</b>			Not relevant	
4.5	<b>Watertightness</b>	Lift-and-slide door with a sliding vent and fixed light Unit size: 2800 mm x 2200 mm Vent size: 1392 mm x 2082 mm	Test report 13.00017.2 SKG	9A	Transfer to -100% to +50% of the total area of the test specimen, in accordance with the maximum distances between locking points with the same or a similar format (ratio of height to width)
4.6	<b>Dangerous substances</b>			npd	
4.7	<b>Impact resistance</b>			npd	
4.8	<b>Load-bearing capacity of safety devices</b>			npd	
4.9	<b>Height and width (external doors only)</b>			Not relevant	
4.10	<b>Ability to release (external doors only)</b>			Not relevant	
4.11	<b>Sound reduction</b>			npd	
4.12	<b>Thermal transmittance <math>U_w</math> (<math>W/(m^2K)</math>)</b>	Cross sections with moving/fixed parts (vent/outer frame profile combination and centre joint)	$U_i$ value certificate in accordance with DIN EN 10077 Part 2 ift Rosenheim 14-000309-PR27 to PR32	$U_i = 1.6 - 1.8 W/(m^2K)$	The $U_w$ values must be calculated based on the standard dimensions 1.23 m x 1.48 m or 1.48 m x 2.18 m or for specific projects in accordance with the processes described in Point 2.12 of this document.  Transfer regulations for standard dimensions: for dimensions 1.23 m x 1.48 m, $U_w$ value for the window $\leq 2.3 m^2$ can be used; or for all windows if $U_g \leq 1.9 W/m^2K$  Standard dimensions: 1.48 m x 2.18 m $U_w$ value for windows $> 2.3 m^2$
4.13	<b>Radiation properties</b>	All test specimens	See CE marking for glazing	Project-specific certification	
4.14	<b>Air permeability</b>	Lift-and-slide door with a sliding vent and fixed light Unit size: 2800 mm x 2200 mm Vent size: 1392 mm x 2082 mm	Test report 13.00017.2 SKG	3	Transfer to -100% to +50% of the total area of the test specimen, in accordance with the maximum distances between locking points with the same or a similar format (ratio of height to width)
4.16	<b>Operating forces (with manually operated windows only)</b>	Lift-and-slide door with a sliding vent and fixed light Unit size: 2800 mm x 2200 mm Vent size: 1392 mm x 2082 mm	Test report 13-001992-PR01 ift Rosenheim	1	Transfer to -100% of the total area of the test specimen with the same or a similar format (ratio of height to width) when using the same type of fittings and same design






















Extract from product standard EN 14351-1		Type, design	Proof (See 3. for details)	Value/class	Area of application
4.17	 <b>Mechanical strength</b>			npd	Transfer to -100% of the total area of the test specimen with the same or a similar format (ratio of height to width) when using the same type of fittings and same design
4.18	 <b>Ventilation</b>		Project-specific certification	If required	
4.19	 <b>Bullet resistance</b>			npd	
4.20	 <b>Blast resistance</b>			npd	
4.21	 <b>Resistance to repeated opening and closing</b>	Lift-and-slide door with a sliding vent and fixed light Unit size: 2800 mm x 2200 mm Vent size: 1392 mm x 2082 mm	Test report 13-001992-PR01 ift Rosenheim	3	
4.22	 <b>Behaviour between different climates</b>			npd	
4.23	 <b>Burglar resistance</b>	Lift-and-slide door with a sliding vent and fixed light Unit size: 2550 mm x 2290 mm Vent size: 1267 mm x 2172 mm	Test report 1600486 SKG-IKOB	RC2	See ENV 1627

## 3. Details on listed test documentation

The original test reports serve as verification. You can obtain them via the internet at: [www.schueco.de](http://www.schueco.de)

Test report No. Test institute	Date	Valid to	Type of test	Underlying standards
13.00017.2 SKG	2013-06-26	Until updated	Resistance to wind load, watertightness, air permeability	prEN 14351-1:2003-04
13-001992-PR01 ift Rosenheim	28.10.2013	Until updated	Operating forces, durability	EN ISO 10077-2:2012-02
14-000309-PR27 ift Rosenheim	15.09.2014	Until updated	Calculation of thermal transmittance	EN ISO 10077-2:2012-02
14-000309-PR28 ift Rosenheim	15.09.2014	Until updated	Calculation of thermal transmittance	EN ISO 10077-2:2012-02
14-000309-PR29 ift Rosenheim	15.09.2014	Until updated	Calculation of thermal transmittance	EN ISO 10077-2:2012-02
14-000309-PR30 ift Rosenheim	15.09.2014	Until updated	Calculation of thermal transmittance	EN ISO 10077-2:2012-02
14-000309-PR31 ift Rosenheim	15.09.2014	Until updated	Calculation of thermal transmittance	EN ISO 10077-2:2012-02
14-000309-PR32 ift Rosenheim	15.09.2014	Until updated	Calculation of thermal transmittance	EN ISO 10077-2:2012-02
1600486 SKG-IKOB	29.10.2016	Until updated	Burglar resistance	EN 1627:2011

## Appendix 1 Test, calculation and classification standards in accordance with EN 14351-1

No.		Properties in accordance with EN 14351-1	Test or calculation standard	Classification standard
4.2		Resistance to wind load	EN 12211	EN 12210
4.3		Resistance to snow and permanent load	National regulations	
4.4		Reaction to fire	EN 13501-1	EN 13501-1
4.5		Watertightness	EN 1027	EN 12208
4.6		Dangerous substances	National regulations	
4.7		Impact resistance	EN 13049	
4.8		Load-bearing capacity of safety devices	prEN 14609 EN 948	
4.9		Height and width (external doors only)	Measured values	
4.10		Ability to release (external doors only)	EN 179, EN 1125, EN 1935, prEN 13633, prEN 13637	
4.11		Sound reduction	EN ISO 140-3, EN ISO 717-1	Measured values
4.12		Thermal transmittance $U_w$ (W/(m <sup>2</sup> K))	EN ISO 10077-1, prEN ISO 10077-2, EN ISO 12567-1, prEN ISO 12567-2	Measured values
4.13		Radiation properties	EN 410, EN 13363-1, EN 13363-2	Measured values
4.14		Air permeability	EN 1026	EN 12207
4.16		Operating forces (with manually operated windows only)	EN 12046-1	EN 13115
4.17		Mechanical strength	EN 14608, EN 14609, 12046-1	EN 13115
4.18		Ventilation	EN 13141-1:2004	Measured values
4.19		Bullet resistance	EN 1523	EN 1522
4.20		Blast resistance	EN 13124	EN 13123
4.21		Resistance to repeated opening and closing	EN 1191	EN 12400
4.22		Behaviour between different climates	ENV 13420 EN 1121	EN 12219 Pending for windows
4.23		Burglar resistance	ENV 1628, ENV 1629, ENV 1630	ENV 1627